



City of Ely Fire Department

1780 Great Basin Blvd.
Ely, Nevada 89301

Business Phone: (775) 289 6633
Fax: (775) 289 3122

Date: April 6, 2026

Reporting Period: March 1 to 31, 2026

Prepared By: Patrick Stork, Fire Chief

Overview of Department Activity

During the reporting period, the City of Ely Fire Department responded to a total of 108 calls for service.

Call Distribution

- City of Ely: 76
- White Pine County: 31
- Nye County: 1

(See attached report for detailed breakdown.)

Call Type Summary

- BLS / ALS Responses/Paramedic: 69
- Life Flight Assists: 24
- Fire, Motor Vehicle Accidents, and Other Incidents: 15

Billing

All ambulance and motor vehicle accident billing is current and up to date.

Equipment Status

All apparatus is in proper working order and fully available for service.

Staffing

- Career Personnel: 6
- Volunteer Personnel: 27
- Staff Changes: None

Training

Training activities were conducted as scheduled. Details are included in the attached training report.



City of Ely Fire Department

1780 Great Basin Blvd.
Ely, Nevada 89301

Business Phone: (775) 289 6633
Fax: (775) 289 3122

Inspections

Fire personnel assisted the Building Department with new business license inspections.

Equipment Maintenance

Routine preventive maintenance and daily equipment checks are ongoing.

- Oil and filter changes completed on Ladder 1 & Engine 1.

Respectfully submitted,

Patrick Stork
Fire Chief

Filter statement

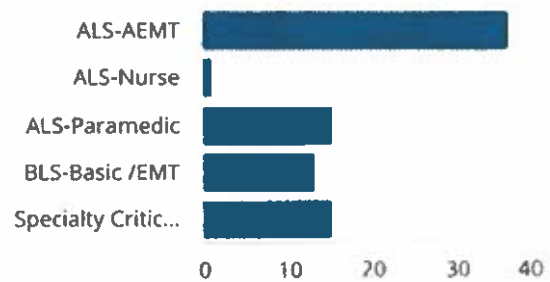
Filters Days in Dispatched 3/1/26 to 3/31/26

EMS Response Capability

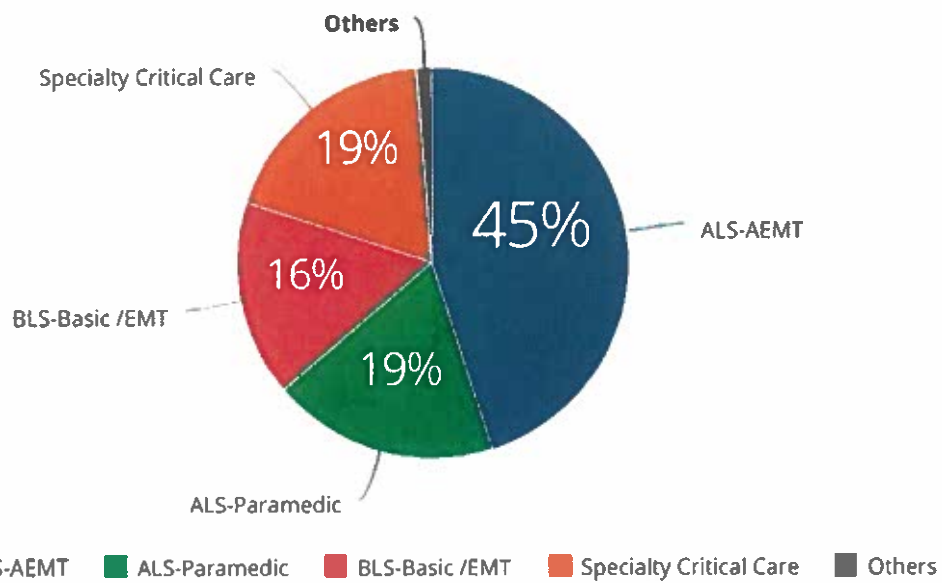
Unit Capability ALS v BLS

Unit Level of Care	Calls
ALS-AEMT	36
ALS-Nurse	1
ALS-Paramedic	15
BLS-Basic /EMT	13
Specialty Critical Care	15

Unit Capability ALS v BLS



Unit Capability ALS v BLS



Council Report Data (EMS) Apr 6, 2026 12:24:50 PM EMS

Filter statement

Filters **Days in Dispatched** 3/1/26 to 3/31/26

Disposition Details

Disposition	Totals
Patient Refused Evaluation/Care (Without Transport)	5
Patient Treated, Released (AMA)	1
Patient Treated, Released (per protocol)	2
Patient Treated, Transported by Law Enforcement	1
Patient Treated, Transported by Private Vehicle	2
Transported No Lights/Siren	68
N/A	1

Medications Used

Treatment Category	Treatment Name	Total
Medication	Albuterol	1
	Aspirin	7
	Duoneb	4
	Fentanyl	6
	Nitroglycerin	2
	Ondansetron	6
	Tranexamic Acid (TXA)	1

Council Report Data (Fire) Apr 6, 2026 12:21:50 PM Fire Incidents (NERIS)

Filter statement

Filters Incident onset 3/1/26 to 3/31/26 Incident status Locked

Total # of Incidents

Total # of Incidents

108

Medical

Medical Calls
69

Fire / Hazmat

Fire / Hazmat Calls
0

Life Flights

Life Flights
24

Lift Assists

Lift Assists
3

Jail Checks

Jail Checks
9

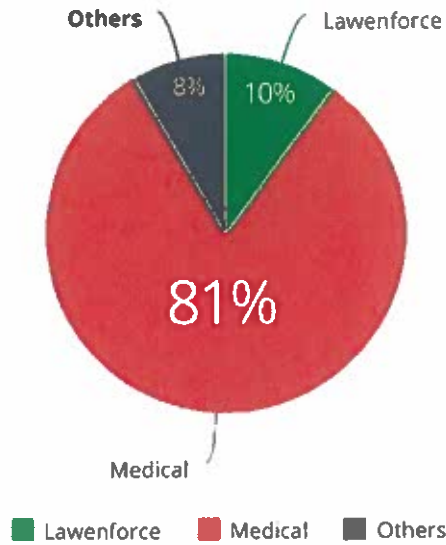
Cancelled

Cancelled Enroute
2

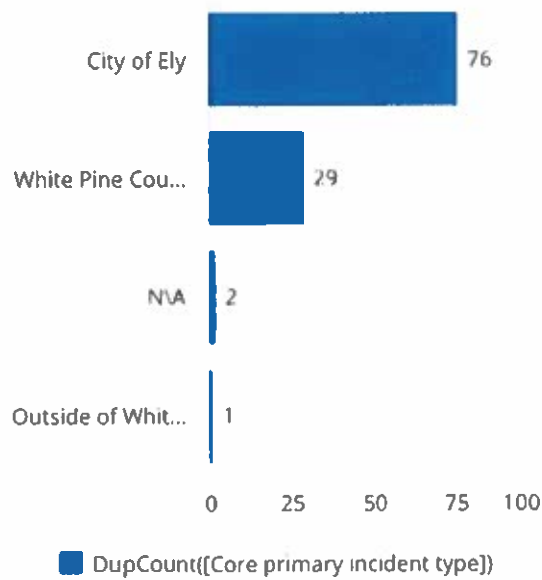
Council Report Data (Fire) Apr 6, 2026 12:21:50 PM Fire Incidents (NERIS)

Filter statement

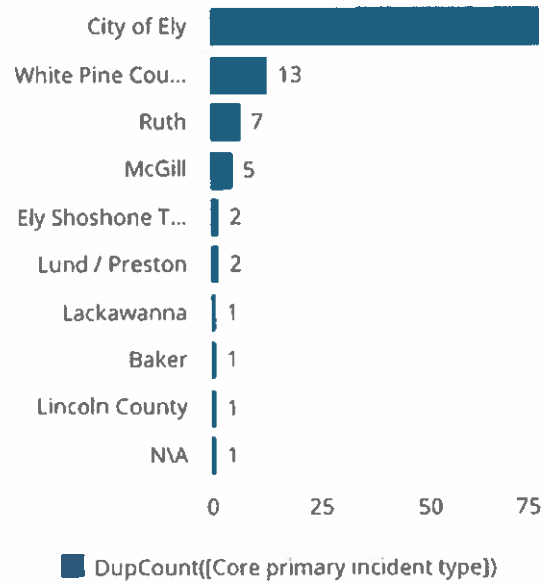
Filters **Incident onset** 3/1/26 to 3/31/26 | **Incident status** Locked



Calls in Each Zone



Calls in Each District

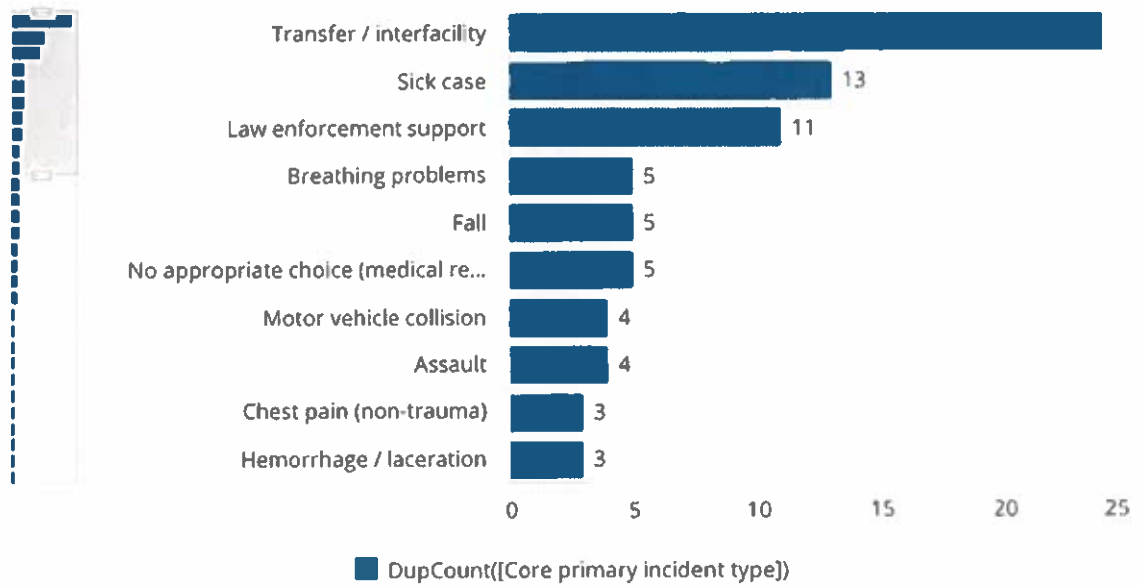


Council Report Data (Fire) Apr 6, 2026 12:21:50 PM Fire Incidents (NEMIS)

Filter statement

Filters **Incident onset** 3/1/26 to 3/31/26 **Incident status** Locked

Calls in Each District



Council Report Data (Fire) Apr 6, 2026 12:21:50 PM Fire Incidents (NERIS)

Filter statement

Filters Incident onset 3/1/26 to 3/31/26 Incident status Locked

Incidents

Core incident number	Core primary incident type	Core additional incident type
260404-143438-ELYEMS	Lift assist	N/A
260404-143033-ELYEMS	Law enforcement support	Well person check
260401-124328-ELYEMS	Law enforcement support	Well person check
260331-954023-ELYEMS	Infrastructure fire	N/A
260331-0213-ELYEMS	Transfer / interfacility	Airmedical transport
260330-1557-ELYEMS	Transfer / interfacility	Airmedical transport
260330-1128-ELYEMS	Transfer / interfacility	Airmedical transport
260330-1102-ELYEMS	No appropriate choice (medical response)	N/A
260330-0550-ELYEMS	Sick case	N/A
260329-2046-ELYEMS	Sick case	N/A
260329-1853-ELYEMS	Sick case	N/A
260329-134603-ELYEMS	Law enforcement support	Well person check
260329-0206-ELYEMS	Breathing problems	N/A
260328-2001-ELYEMS	Altered mental status	N/A
260328-1946-ELYEMS	Transfer / interfacility	Airmedical transport
260328-1718-ELYEMS	Hemorrhage / laceration	N/A
260328-1717-ELYEMS	Fall	N/A
260328-1458-ELYEMS	Assault	N/A
260328-065131-ELYEMS	Law enforcement support	Well person check
260328-063620-ELYEMS	Breathing problems	N/A
260327-2337-ELYEMS	Fall	N/A
260327-1817-ELYEMS	Transfer / interfacility	Airmedical transport
260327-121519-ELYEMS	Dumpster / other outdoor container fire	N/A
260327-1149-ELYEMS	Transfer / interfacility	Airmedical transport
260326145233-ELYEMS	Motor vehicle collision	N/A

1-25 of 108 Results

1 2 3 4 5 >

Rows per page 25



City of Ely Fire Department

1780 Great Basin Blvd.
Ely, Nevada 89301

Business Phone: (775) 289 6633
Fax: (775) 289 3122

March 2026

FIRE TRAINING REPORT

Friday, March 13 – The training session focused on door control techniques. Personnel applied knowledge gained from prior hands-on training exercises, including the dollhouse simulation. Firefighters practiced forcible door entry, maintaining control of doors, and reinforced the importance of communication and ensuring a charged hose line is in place prior to initiating interior operations.

Thursday, March 19 – Training focused on forcible entry and search techniques. Personnel demonstrated proficiency in previously learned skills while beginning preparation for NSFA-related training objectives. Firefighters operated in simulated IDLH (Immediately Dangerous to Life or Health) environments using black out SCBA facepieces, practicing door control and entry in limited visibility conditions. Emphasis was also placed on recognizing door swing indicators to assist in locating potential room layouts within residential structures.

Tyler Klingler
Firefighter/AEMT
Fire Training Coordinator



CITY OF ELY

501 Mill Street Ely, Nevada 89301
City Hall (775) 289-2430
Cityofelynv.gov

April 6, 2026

Mayor and City Council Members

Subject: Security Cameras Grant Award Modification & 2026 CDBG Summit

Key Considerations:

1. At the request of Sheriff Henriod and Public Works Director Cracraft, I submitted a request to extend our DOJ security camera grant for one year, which was granted March 20th; my office released its RFP last Thursday, with a May 8th deadline.
2. I will be attending the CDBG Summit this week, required for all grant administrators.

Next Steps:

1. Please contact me for additional information on any of these items.

Thank you.

J Lee
Ely City Clerk



CITY OF ELY

501 Mill Street Ely, Nevada 89301
City Hall (775) 289-2430
Cityofelynv.gov

April 6, 2026

Mayor and City Council Members

Subject: Porter Group update

Key Considerations:

1. **Senator Cortez-Masto's office notified me March 26th that the Senate Agriculture Committee is only applying population rules on USDA Community Facilities requests, which means our City Hall project is eligible for a 75% federal share or \$3.5 M.**
2. **Porter Group continues to work with our Congressional Delegation on our City Hall Renovation application, as well as other grant funding efforts.**

Next Steps:

1. **Please contact me for additional information on any of these items.**


Thank you.

J Lee
Ely City Clerk

Budgeted to Projected Comparison

Revenues	Projected FY2026	Budgeted FY2027	Increase/(Decrease)	%
Other Taxes	820,442.00	822,000.00	1,558.00	0.19%
Licenses and Permits	264,573.00	253,200.00	(11,373.00)	-4.30%
Intergovernmental Resources	3,542,600.00	3,722,891.00	180,291.00	5.09%
Charges for Services	497,700.00	512,100.00	14,400.00	2.89%
Fines and Forfeits	44,650.00	42,200.00	(2,450.00)	-5.49%
Miscellaneous	1,842,991.00	353,643.00	(1,489,348.00)	-80.81%

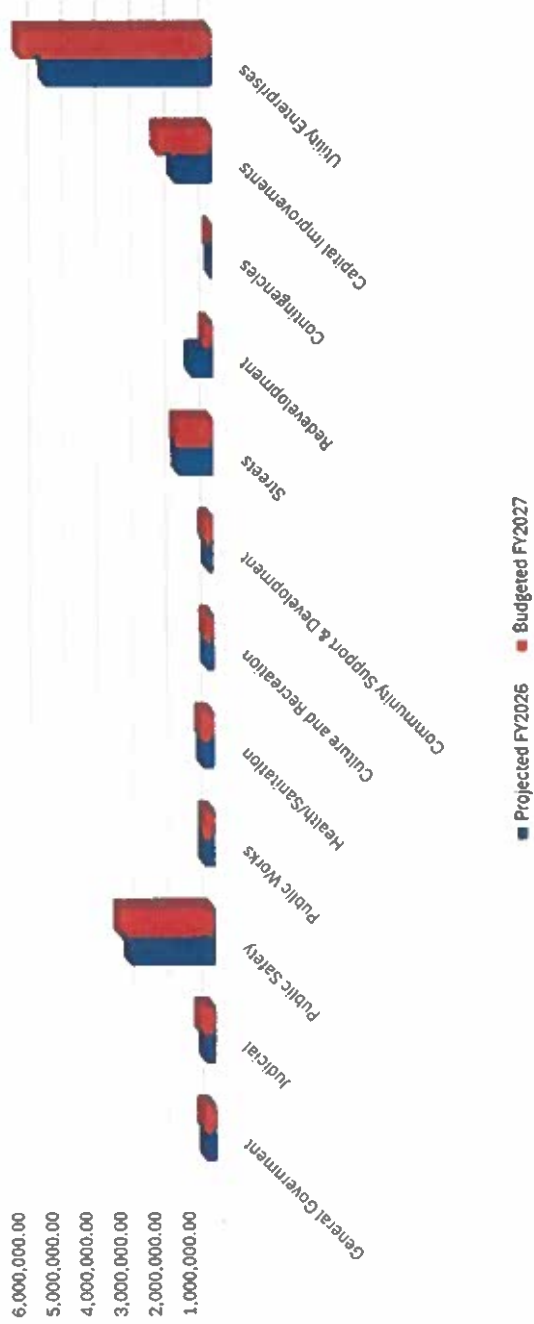
Revenues



Budgeted to Projected Comparison

Expenditures	Projected FY2026	Budgeted FY2027	Increase/(Decrease)	%
General Government	241,365.00	313,513.00	72,148.00	29.89%
Judicial	261,379.00	422,649.00	161,270.00	61.70%
Public Safety	2,453,076.00	2,757,429.00	304,353.00	12.41%
Public Works	268,211.00	268,499.00	288.00	0.11%
Health/Sanitation	312,100.00	362,520.00	50,420.00	16.16%
Culture and Recreation	175,656.00	207,145.00	31,489.00	17.93%
Community Support & Development	116,539.00	226,660.00	110,121.00	94.49%
Streets	990,200.00	1,032,232.00	42,032.00	4.24%
Redevelopment	599,197.00	192,389.00	(406,808.00)	-67.89%
Contingencies	-	60,000.00	60,000.00	0.00%
Capital Improvements	1,070,077.00	1,574,599.00	504,522.00	47.15%
Utility Enterprises	4,847,335.00	5,623,315.00	775,980.00	16.01%

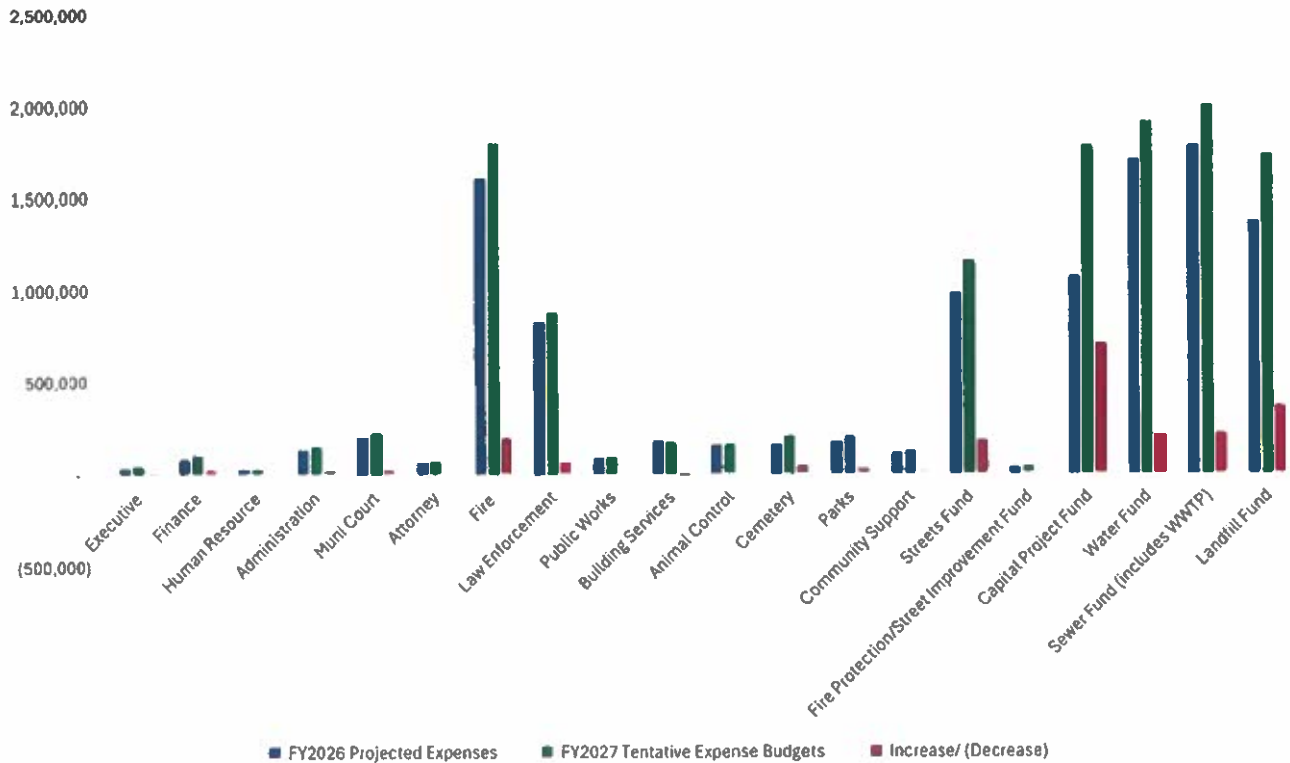
Expenditures




Fiscal Year 2026 Projected to Fiscal Year 2027 Budgeted

Function/Fund	FY2026 Projected Expenses	FY2027 Tentative Expense Budgets	Increase/ (Decrease)	Percentage
Executive	32,200	41,281	9,081	28.2%
Finance	78,890	99,820	20,930	26.5%
Human Resource	25,538	26,388	850	3.3%
Administration	130,275	147,093	16,818	12.9%
Muni Court	197,599	218,904	21,305	10.8%
Attorney	63,780	70,062	6,282	9.8%
Fire	1,606,258	1,795,163	188,905	11.8%
Law Enforcement	822,768	879,490	56,722	6.9%
Public Works	87,762	90,026	2,264	2.6%
Building Services	180,449	171,185	(9,264)	-5.1%
Animal Control	150,600	153,654	3,054	2.0%
Cemetery	161,500	201,694	40,194	24.9%
Parks	175,656	202,483	26,827	15.3%
Community Support	116,539	125,660	9,121	7.8%
Streets Fund	980,200	1,154,125	173,925	17.7%
Fire Protection/Street Improvement Fund	34,050	32,700	(1,350)	-4.0%
Capital Project Fund	1,070,077	1,774,599	704,522	65.8%
Water Fund	1,702,755	1,905,110	202,355	11.9%
Sewer Fund (includes WWTP)	1,777,717	1,991,691	213,974	12.0%
Landfill Fund	1,366,863	1,726,514	359,651	26.3%

Function/Fund Comparison FY2026 Projected to FY2027 Budget





CITY OF ELY

501 Mill Street, Ely Nevada 89301
Phone (775) 289-2430 - Fax (775) 289-1463

Nevada Department of Taxation
1550 College Parkway, Suite 115
Carson City, NV 89706-7937

City of Ely herewith submits the TENTATIVE budget for the
fiscal year ending June 30, 2027

This budget contains 0 funds, including Debt Service, requiring property tax revenues totaling \$ 0

The property tax rates computed herein are based on preliminary data. If the final state computed revenue limitation permits, the tax rate will be increased by an amount not to exceed _____ If the final computation requires, the tax rate will be lowered.

This budget contains 11 governmental fund types with estimated expenditures of \$ 7,758,038 and
3 proprietary funds with estimated expenses of \$ 5,623,315

Copies of this budget have been filed for public record and inspection in the offices enumerated in NRS 354.596 (Local Government Budget and Finance Act).

CERTIFICATION

I, Janette Trask
(Print Name)
City Treasurer
(Title)

certify that all applicable funds and financial operations of this Local Government are listed herein

Signed _____

Dated: _____

Phone: 775-293-1411

APPROVED BY THE GOVERNING BOARD

Only necessary for FINAL Budget
(Signature by DocuSign is acceptable)

SCHEDULED PUBLIC HEARING:
(Must be held from May 19, 2024 to May 31, 2025)

Date and Time May 21, 2026 @ 5:30 pm

Publication Date May 8 and May 15, 2026

Place: Ely Volunteer Fire Hall, 499 Mill Street, Ely NV 89301

**BUDGET MESSAGE
TENTATIVE BUDGET
FISCAL YEAR 2026-2027**

The FY2026 tentative budget has been a combined collaboration of City supervisors, department heads, staff and City Council Members. The City is using the Department of Taxations final projected revenues less 10% due to the uncertainty of the current economy

Revenue generated from the Water and Sewer Funds capital improvement fees have been accumulating for several years to be used towards the NDOT phase II project that started in the current fiscal year. A capital improvement fee has been created in the Landfill Fund to accumulate funds for major equipment capital purchases. Amounts have been budgeted for the City's portion of a CDBG grant for water and sewer infrastructure projects. The City's earmark grants for water, sewer, and wastewater treatment plant infrastructure projects are still a work in progress. Grants are added to the budget when the contracts are awarded.

The City reviews the financials monthly, updates as necessary to address changing economic conditions to ensure a balanced budget is achieved.

**CITY OF ELY
TENTATIVE BUDGET
FY 26-27**

TABLE OF CONTENTS

<u>PAGE NO.</u>	<u>INTRODUCTION</u>
1	Budget Transmittal Page
A	Budget Message
B	Table of Contents
 <u>SUMMARY FORMS</u>	
3-4	Schedule S-1 Budget Summary
5	Schedule S-2 Statistical Data
6	Schedule S-3 Property Tax Rate
7	Schedule A Estimated Revenues & Other Uses
8	Schedule A-1 Estimated & Other Uses
9	Schedule A-2 Proprietary and Nonexpendable Trust Funds
 <u>GOVERNMENTAL FUND TYPES AND NONEXPENDABLE TRUST FUNDS</u>	
10	Schedule B-8 General Fund - Revenues
11	Schedule B-9 General Fund - Summary Revenues, Other Uses & Fund Balance
12-14	Schedule B-10 General Fund - Expenditures
15	Schedule B-11 General Fund - Summary Expenditures, Other Uses & Fund Balance
16-25	Schedule B-14 Special Revenue Funds: Street, Beautification, Court Assessment, Collection Fee, Facility Fee, Fire Protection/Street Improvement, Redevelopment, Revolving Loan, Victim Impact Pane, Capital Projects
 <u>PROPRIETARY FUND</u>	
26	Schedule F-1 Municipal Water Department
27	Schedule F-2 Municipal Water Department - Statement of Cash Flows
28	Schedule F-1 Municipal Sanitation Department
29	Schedule F-2 Municipal Sanitation Department - Statement of Cash Flows
30	Schedule F-1 Sanitary Landfill
31	Schedule F-2 Sanitary Landfill - Statement of Cash Flows
 <u>SUPPLEMENTARY INFORMATION</u>	
32	Schedule C-1 General Obligation Bonds, Revenue Bonds, Medium-Term Financing, Leases and Assessment Bonds
33	Schedule T Transfer Reconciliation
34	Schedule 30 Lobbying Expenses Estimate
35	Schedule 31 Schedule of Existing Contracts
36	Schedule 32 Schedule of Privatization Contracts

	GOVERNMENTAL FUND TYPES AND EXPENDABLE TRUST FUNDS				
	ACTUAL PRIOR YEAR 06/30/25 (1)	ESTIMATED CURRENT YEAR 06/30/26 (2)	BUDGET YEAR 06/30/27 (3)	PROPRIETARY FUNDS BUDGET YEAR 06/30/27 (4)	TOTAL (MEMO ONLY) COLUMNS 3+4 (5)
REVENUES					
Property Taxes	-	-	-	\$	\$
Other Taxes	850,751	820,442	822,000		822,000
Licenses and Permits	259,582	264,713	253,200		253,200
Intergovernmental Resources	3,777,377	3,542,600	3,722,891		3,722,891
Charges for Services	582,373	497,700	512,100	4,754,500	5,266,600
Fines and Forfeits	52,611	44,850	42,200		42,200
Miscellaneous	705,677	1,842,991	353,643		353,643
TOTAL REVENUES	6,228,371	7,013,096	5,706,034	4,754,500	10,460,534
EXPENDITURES-EXPENSES					
General Government	259,096	241,365	314,582		314,582
Judicial	319,002	261,379	395,966		395,966
Public Safety	2,361,349	2,453,076	2,697,353		2,697,353
Public Works	219,563	268,211	261,211		261,211
Health/Sanitation	316,997	312,100	355,348		355,348
Culture and Recreation	156,546	175,856	202,483		202,483
Community Support & Development	264,253	116,539	225,660		225,660
Streets	1,397,179	990,200	1,030,050		1,030,050
Redevelopment	84,753	599,197	366,709		366,709
Debt Service					
Debt Service - Principal	-	-	-		-
Debt Service - Interest Costs	-	-	-		-
Contingencies			30,000		30,000
Capital Outlay:					
Capital Improvements	558,220	1,070,077	1,908,674	5,623,315	1,908,674
Utility Enterprises					5,623,315
TOTAL EXPENDITURES-EXPENSES	5,936,958	6,487,800	7,788,036	5,623,315	13,411,351
Excess of Revenues over (under) Expenditures-Expenses	291,413	525,296	(2,082,002)	(868,815)	(2,950,817)

GOVERNMENTAL FUND TYPES AND EXPENDABLE TRUST FUNDS					
	ACTUAL PRIOR YEAR 06/30/25 (1)	ESTIMATED CURRENT YEAR 06/30/26 (2)	BUDGET YEAR 06/30/27 (3)	PROPRIETARY FUNDS BUDGET YEAR 06/30/27 (4)	TOTAL (MEMO ONLY) COLUMNS 3+4 (5)
OTHER FINANCING SOURCES (USES):					
Proceeds of Long-term Debt	-	-	-	-	-
Sales of General Fixed Assets	3,514	-	-	-	-
Operating Transfers (in)	485,000	60,000	100,000	-	100,000
Operating Transfers (out)	(3,065,000)	(60,000)	(100,000)	-	(100,000)
TOTAL OTHER FINANCING SOURCES (USES)					
Excess of Revenues and Other Sources over (under) Expenditures and Other Uses (Net Income)	294,927	525,296	(2,062,002)	(668,815)	XXXXXXXXXXXXXXXXXXXX
FUND BALANCE JULY 1, BEGINNING OF YEAR	8,063,780	5,778,707	6,304,003	XXXXXXXXXXXXXXXXXXXX	XXXXXXXXXXXXXXXXXXXX
Prior Period Adjustments				XXXXXXXXXXXXXXXXXXXX	XXXXXXXXXXXXXXXXXXXX
Residual Equity Transfers				XXXXXXXXXXXXXXXXXXXX	XXXXXXXXXXXXXXXXXXXX
FUND BALANCE JUNE 30, END OF YEAR				XXXXXXXXXXXXXXXXXXXX	XXXXXXXXXXXXXXXXXXXX
TOTAL ENDING FUND BALANCE	5,778,707	6,304,003	4,222,001	XXXXXXXXXXXXXXXXXXXX	XXXXXXXXXXXXXXXXXXXX

FULL TIME EQUIVALENT EMPLOYEES BY FUNCTION

	ACTUAL PRIOR YEAR YEAR 06/30/25	ESTIMATED CURRENT YEAR YEAR 06/30/26	BUDGET YEAR YEAR 06/30/27
General Government	6	6	6
Judicial	4	4	4
Public Safety	7	7	7
Public Works	2	2	2
Sanitation	1.5	1.5	1.5
Health	0	0	0
Welfare	0	0	0
Culture and Recreation	1.5	1.5	1.5
Community Support	0	0	0
TOTAL GENERAL GOVERNMENT	22	22	22
Utilities	13	13	13
Hospitals	0	0	0
Transit Systems	0	0	0
Airports	0	0	0
Other	3	3	3
TOTAL	38	38	38

POPULATION (AS OF JULY 1)	3954	4032	4017
SOURCE OF POPULATION ESTIMATE* (D-49)	State of Nevada	State of Nevada	State of Nevada
Assessed Valuation (Secured and Unsecured Only)	96,904,061	97,936,229	100,508,085
Net Proceeds of Mines			
TOTAL ASSESSED VALUE	96,904,061	97,936,229	100,508,085
TAX RATE			
General Fund			
Special Revenue Funds			
Capital Projects Funds			
Debt Service Funds			
Enterprise Fund			
Other			
TOTAL TAX RATE	0	0	0

* Use the population certified by the state in March each year. Small districts may use a number developed per the instructions (page 6) or the best information available.

City of Ely
(Local Government)

SCHEDULE S-2 - STATISTICAL DATA

PROPERTY TAX RATE AND REVENUE RECONCILIATION

	(1) ALLOWED TAX RATE	(2) ASSESSED VALUATION	(3) ALLOWED AD VALOREM REVENUE [(1) X (2) X 100]	(4) TAX RATE LEVIED	(5) TOTAL PREABATED AD VALOREM REVENUE [(2) X (4) / 100]	(6) AD VALOREM TAX ABATEMENT [(5)-(7)]	(7) BUDGETED AD VALOREM REVENUE WITH CAP
OPERATING RATE:							
A. PROPERTY TAX Subject to Revenue Limitations	4.3909	100,508,085	4,413,210	0.0000	0		
B. PROPERTY TAX Outside Revenue Limitations: Net Proceeds of Mines							
C. Voter Approved Overrides							
LEGISLATIVE OVERRIDES							
D. Accident Indigent (NRS 428.185)							
E. Indigent (NRS 428.285)							
F. Capital Acquisition (NRS 354.59815)							
G. Youth Services Levy (NRS 62B.150, 62B.160)							
H. Legislative Overrides							
I. SCRT Loss (NRS 354.59813)	0.0677	100,508,085	68,044	0.0000			
J. Other:							
K. Other:							
L. SUBTOTAL LEGISLATIVE OVERRIDES							
M. SUBTOTAL A, C, L	4.4586	100,508,085	4,481,253	0.0000	0	0	0
N. Debt							
O. TOTAL M AND N	4.4586	100,508,085	4,481,253	0.00	0	0	0

City of Ely
(Local Government)
SCHEDULE S-3 - PROPERTY TAX RATE
AND REVENUE RECONCILIATION

The Allowed Revenue required for column 3 can be obtained from the March 15 Final Revenue Projections or manually calculated. If an entity chooses to budget for an amount in column 5 which is lower or higher than the amount produced by the formula, please attach an explanation.

REVENUES	(1)	(2)	(3) (4) BUDGET YEAR ENDING 06/30/27	
	ACTUAL PRIOR YEAR ENDING 6/30/2025	ESTIMATED CURRENT YEAR ENDING 6/30/2026	TENTATIVE APPROVED	FINAL APPROVED
Taxes				
Room Tax Revenue	-	-	-	-
Franchise Tax - Electrical	63,232	58,000	80,000	-
Franchise Fee-Telecommunications	21,633	30,000	30,000	-
Cannabis Excise Tax	3,135	4,442	4,000	-
Subtotal	88,000	92,442	94,000	-
Licenses, Permits, & Other				
Business Licenses	172,235	168,000	165,000	-
Liquor Licenses	19,101	19,500	19,000	-
Animal Licenses	1,715	860	1,200	-
Building Permits	60,705	75,000	65,000	-
Building CPC	5,058	2,500	2,500	-
Excavation Permits	770	853	500	-
Subtotal	259,582	264,713	253,200	-
Intergovernmental Revenue				
SB254 Consolidated Tax Revenue	2,497,723	2,248,581	2,322,307	-
County Gaming Taxes	39,960	30,000	30,000	-
Co-Op Fire/EMS Interlocal Agreement	210,000	210,000	210,000	-
Co-Op Animal Control Agreement	48,125	47,278	48,480	-
Grants, Misc. Projects	138,500	55,000	-	-
American Rescue Plan Funding	-	-	-	-
Tribal Public Safety Agreement	21,363	22,004	22,481	-
Tour & Rec Grant	-	-	-	-
Co-Op Building Services Agreement	41,821	70,500	72,775	-
Subtotal	2,993,492	2,681,363	2,708,023	-
Charges for Services				
Cemetery	20,004	33,000	25,000	-
Work Cards	7,100	5,500	5,000	-
Fire/Ambulance Service Revenue	545,402	452,400	475,000	-
Misc. Charges	2,495	2,200	2,500	-
Subtotal	575,001	493,100	507,500	-
Fines & Forfeitures				
Court Fines	48,611	42,000	40,000	-
Notice Fee	290	100	100	-
Misc. Court Fees	2,263	1,700	1,500	-
Evidentiary Fee	1,362	600	500	-
Public Defender Fee	85	250	100	-
Subtotal	52,611	44,650	42,200	-
Miscellaneous Revenue				
Interest Earned	153,168	121,800	100,000	-
45G Railroad Tax Credit	136,143	-	-	-
Rent/Lease	55,997	43,000	60,000	-
Misc Revenue	7,183	2,395	2,000	-
Donation/Grants	71	-	-	-
Election Filing Fees	-	150	-	-
Subtotal	352,562	167,345	162,000	-
Total General Fund Revenues	4,321,248	3,743,613	3,764,923	-

City of Ely
(Local Government)
SCHEDULE B - GENERAL FUND

EXPENDITURES BY FUNCTION AND ACTIVITY	(1)	(2)	(3) (4) BUDGET YEAR ENDING 06/30/27	
	ACTUAL PRIOR YEAR ENDING 6/30/2025	ESTIMATED CURRENT YEAR ENDING 6/30/2026	TENTATIVE APPROVED	FINAL APPROVED
General Government				
Executive Office				
Salaries and Wages	12,375	14,300	18,600	
Employee Benefits	8,628	12,400	16,239	
Supplies/Services	5,138	5,500	6,442	
Capital Outlay	-	-	-	
Subtotal	26,139	32,200	41,281	-
Finance				
Salaries and Wages	32,652	19,500	20,160	
Employee Benefits	15,850	11,180	11,590	
Supplies/Services	51,402	48,210	68,070	
Capital Outlay	-	-	-	
Subtotal	99,904	78,890	99,820	-
Human Resources				
Salaries and Wages	-	15,800	16,415	
Employee Benefits	-	6,800	7,248	
Supplies/Services	-	2,938	2,725	
Capital Outlay	-	-	-	
Subtotal	-	25,538	26,388	-
Clerk and Administration				
Salaries and Wages	56,809	57,425	60,168	
Employee Benefits	40,048	37,600	44,770	
Supplies/Services	36,396	35,250	42,154	
Capital Outlay	-	-	-	
Subtotal	133,053	130,275	147,093	-
Total for General Government	259,096	241,365	314,582	-
Judicial				
Municipal Court				
Salaries and Wages	119,590	97,240	93,631	
Employee Benefits	51,431	42,400	57,883	
Supplies/Services	70,586	57,959	67,390	
Capital Outlay	-	-	-	
Subtotal	241,607	197,599	218,904	-
City Attorney				
Salaries and Wages	20,695	34,300	41,145	
Employee Benefits	8,668	20,500	19,617	
Supplies/Services	36,960	8,980	9,300	
Capital Outlay	-	-	-	
Subtotal	66,321	63,780	70,062	-
Total for Judicial	307,928	261,379	288,966	-
TOTAL FOR PAGE	567,024	502,744	603,548	-

City of Ely
(Local Government)
SCHEDULE B - GENERAL FUND

FUNCTION General Fund

<u>EXPENDITURES BY FUNCTION AND ACTIVITY</u>	(1)	(2)	(3) BUDGET YEAR ENDING 06/30/27	
	ACTUAL PRIOR YEAR ENDING 6/30/2025	ESTIMATED CURRENT YEAR ENDING 6/30/2026	TENTATIVE APPROVED	FINAL APPROVED
Public Safety				
Fire Department				
Salaries and Wages	757,091	819,100	942,282	
Employee Benefits	490,943	560,000	580,739	
Supplies/Services	251,113	227,158	272,142	
Capital Outlay	-	-	-	
Subtotal	1,499,147	1,606,258	1,795,163	-
Intergovernmental/County Sheriff Services/Law Enforcement Interlocal	834,924	822,768	879,490	
Total for Public Safety	2,334,071	2,429,026	2,674,653	-
Public Works				
Salaries and Wages	7,920	7,800	8,866	
Employee Benefits	2,945	4,500	4,660	
Supplies/Services	52,133	75,462	76,500	
Capital Outlay	-	-	-	
Subtotal	62,998	87,762	90,026	-
Building Services				
Salaries and Wages	90,880	102,072	93,406	
Employee Benefits	54,837	49,000	63,009	
Supplies/Services	10,848	29,377	14,770	
Capital Outlay	-	-	-	
Subtotal	156,565	180,449	171,185	-
Total for Public Works	219,563	268,211	261,211	-
Health and Sanitation				
Animal Control				
Salaries and Wages	85,831	91,500	86,360	
Employee Benefits	50,850	49,400	54,131	
Supplies/Services	9,278	9,700	13,163	
Capital Outlay	-	-	-	
Subtotal	145,959	150,600	153,654	-
Cemetery				
Salaries and Wages	95,425	88,900	112,656	
Employee Benefits	63,028	55,600	69,338	
Supplies/Services	12,585	17,000	19,700	
Capital Outlay	-	-	-	
Subtotal	171,038	161,500	201,694	-
Total for Health and Sanitation	316,997	312,100	355,348	-
TOTAL FOR PAGE	2,870,631	3,009,337	3,291,212	-

City of Ely
(Local Government)
SCHEDULE B - GENERAL FUND

FUNCTION General Fund

EXPENDITURES BY FUNCTION AND ACTIVITY	(1)	(2)	(3) BUDGET YEAR ENDING 06/30/27		(4)
	ACTUAL PRIOR YEAR ENDING 6/30/2025	ESTIMATED CURRENT YEAR ENDING 6/30/2026	TENTATIVE APPROVED	FINAL APPROVED	
PAGE FUNCTION SUMMARY					
General Government	259,098	241,365	314,582	-	-
Judicial	307,928	261,379	288,966	-	-
Public Safety	2,334,071	2,429,026	2,674,653	-	-
Public Works	219,563	268,211	261,211	-	-
Health and Sanitation	316,997	312,100	355,348	-	-
Welfare	-	-	-	-	-
Culture and Recreation	156,546	175,656	202,483	-	-
Community Support	264,253	116,539	125,680	-	-
Debt Service	-	-	-	-	-
Intergovernmental Expenditures	-	-	-	-	-
TOTAL EXPENDITURES - ALL FUNCTIONS	3,858,454	3,804,276	4,222,903	-	-
OTHER USES:					
CONTINGENCY (Not to exceed 3% of Total Expenditures all Functions)			30,000		
Transfers Out (Schedule T)					
To Other Funds	3,065,000	60,000	100,000	-	-
Sale of Capital Assets	1,964				
TOTAL EXPENDITURES AND OTHER USE	6,921,490	3,864,276	4,352,903	-	-
ENDING FUND BALANCE	2,064,398	1,943,735	1,355,755		
TOTAL GENERAL FUND COMMITMENTS AND FUND BALANCE	8,985,888	5,808,011	5,708,658	-	-

City of Ely
(Local Government)
SCHEDULE B - GENERAL FUND

SCHEDULE B SUMMARY - EXPENDITURES OTHER USES AND FUND BALANCE
GENERAL FUND - ALL FUNCTIONS

REVENUES	(1)	(2)	(3) (4) BUDGET YEAR ENDING 06/30/27	
	ACTUAL PRIOR YEAR ENDING 6/30/2025	ESTIMATED CURRENT YEAR ENDING 6/30/2026	TENTATIVE APPROVED	FINAL APPROVED
Intergovernmental Revenue				
Gas Tax (.0100)	29,196	28,069	30,801	
Gas Tax (.0175)	16,837	16,700	14,824	
Gas Tax (.0235)	123,927	123,928	123,928	
County Contribution	22,540	22,540	22,540	
Public Transit Funding	255,324	270,000	424,975	
Donation	20,000	20,000	20,000	
Regional Transportation Commission	302,783	400,000	400,000	
Interest	-	-	-	
Grants	-	-	-	
Miscellaneous	4,655	-	-	
Subtotal	775,062	881,237	1,038,868	
OTHER FINANCING SOURCES:				
Operating Transfers In (Schedule T)				
From Gen. Fund	485,000	60,000	100,000	
From Street Imp./Fire Protection	-	-	-	
Subtotal	485,000	60,000	100,000	
BEGINNING FUND BALANCE	190,773	63,206	24,243	
Prior Period Adjustment(s)	-	-	-	
Residual Equity Transfers	-	-	-	
TOTAL BEGINNING FUND BALANCE	190,773	63,206	24,243	-
TOTAL RESOURCES	1,450,835	1,004,443	1,161,111	-
EXPENDITURES				
Salaries and Wages	197,369	209,600	217,364	
Employee Benefits	104,953	100,600	111,786	
Services & Supplies	1,088,857	670,000	690,900	
Capital Outlay	-	-	134,075	
Subtotal	1,389,179	980,200	1,154,125	
OTHER USES				
CONTINGENCY (not to exceed 3% of total expenditures)				
Transfers Out (Schedule T)				
Sales of Capital Assets	1,550			
ENDING FUND BALANCE	63,206	24,243	6,986	-
TOTAL COMMITMENTS & FUND BALANCE	1,452,385	1,004,443	1,161,111	-

City of Ely
(Local Government)

FUND

Street Fund

	(1)	(2)	(3) BUDGET YEAR ENDING 06/30/27		(4)
			TENTATIVE APPROVED	FINAL APPROVED	
REVENUES					
Donations, revenues	-	-	-	-	-
Subtotal	-	-	-	-	-
OTHER FINANCING SOURCES					
Operating Transfers In (Schedule T)					
BEGINNING FUND BALANCE	310	310	310		
Prior Period Adjustment(s)					
Residual Equity Transfers					
TOTAL BEGINNING FUND BALANCE	310	310	310		-
TOTAL RESOURCES	310	310	310		-
EXPENDITURES					
Services, supplies, other					
Subtotal	-	-	-	-	-
OTHER USES					
CONTINGENCY (not to exceed 3% of total expenditures)					
Transfers Out (Schedule T)					
ENDING FUND BALANCE	310	310	310		-
TOTAL COMMITMENTS & FUND BALANCE	310	310	310		-

City of Ely
(Local Government)

FUND

Beautification Fund

	(1)	(2)	(3) (4) BUDGET YEAR ENDING 06/30/27	
	ACTUAL PRIOR YEAR ENDING 6/30/2025	ESTIMATED CURRENT YEAR ENDING 6/30/2026	TENTATIVE APPROVED	FINAL APPROVED
REVENUES				
Charges for services	1,748	1,500	1,500	
Subtotal	1,748	1,500	1,500	-
OTHER FINANCING SOURCES:				
Operating Transfers In (Schedule T)				
BEGINNING FUND BALANCE	13,083	13,958	15,458	
Prior Period Adjustment(s) Residual Equity Transfers				
TOTAL BEGINNING FUND BALANCE	13,083	13,958	15,458	-
TOTAL RESOURCES	14,831	15,458	16,958	-
EXPENDITURES				
Services, supplies, other	873	-	13,000	
Subtotal	873	-	13,000	-
OTHER USES				
CONTINGENCY (not to exceed 3% of total expenditures)				
Transfers Out (Schedule T)				
ENDING FUND BALANCE	13,958	15,458	3,958	-
TOTAL COMMITMENTS & FUND BALANCE	14,831	15,458	16,958	-

City of Ely
(Local Government)

FUND

Court Assessment Fund

	(1)	(2)	(3) BUDGET YEAR ENDING 06/30/27	
	ACTUAL PRIOR YEAR ENDING 6/30/2025	ESTIMATED CURRENT YEAR ENDING 6/30/2026	TENTATIVE APPROVED	FINAL APPROVED
REVENUES				
Charges for services	3,072	800	800	
Subtotal	3,072	800	800	-
OTHER FINANCING SOURCES:				
Operating Transfers In (Schedule T)				
BEGINNING FUND BALANCE	37,144	36,262	37,062	
Prior Period Adjustment(s)				
Residual Equity Transfers				
TOTAL BEGINNING FUND BALANCE	37,144	36,262	37,062	-
TOTAL RESOURCES	40,216	37,062	37,862	-
EXPENDITURES				
Supplies & Services	3,954	-	35,000	
Subtotal	3,954	-	35,000	-
OTHER USES				
CONTINGENCY (not to exceed 3% of total expenditures)				
Transfers Out (Schedule T)				
ENDING FUND BALANCE	36,262	37,062	2,862	-
TOTAL COMMITMENTS & FUND BALANCE	40,216	37,062	37,862	-

City of Ely
(Local Government)

FUND

Court Collection Fee Fund

	(1)	(2)	(3) BUDGET YEAR ENDING 06/30/27	
	ACTUAL PRIOR YEAR ENDING 6/30/2025	ESTIMATED CURRENT YEAR ENDING 6/30/2026	TENTATIVE APPROVED	FINAL APPROVED
REVENUES				
Charges for services	2,552	2,300	2,300	
Subtotal	2,552	2,300	2,300	-
OTHER FINANCING SOURCES:				
Operating Transfers In (Schedule T)				
BEGINNING FUND BALANCE	58,076	54,381	56,681	
Prior Period Adjustment(s) Residual Equity Transfers				
TOTAL BEGINNING FUND BALANCE	58,076	54,381	56,681	-
TOTAL RESOURCES	60,628	56,681	58,981	-
EXPENDITURES				
Supplies, Service and Other	6,247	-	54,000	
Subtotal	6,247	-	54,000	-
OTHER USES				
CONTINGENCY (not to exceed 3% of total expenditures)				
Transfers Out (Schedule T)				
ENDING FUND BALANCE	54,381	56,681	4,981	-
TOTAL COMMITMENTS & FUND BALANCE	60,628	56,681	58,981	-

City of Ely
(Local Government)

FUND

Court Facility Fee Fund

REVENUES	(1)	(2)	(3) BUDGET YEAR ENDING 06/30/27	
	ACTUAL PRIOR YEAR ENDING 6/30/2025	ESTIMATED CURRENT YEAR ENDING 6/30/2026	TENTATIVE APPROVED	FINAL APPROVED
Franchise fees	128,485	120,000	120,000	
Interest	14,521	7,900	5,000	
Subtotal	140,986	127,900	125,000	-
OTHER FINANCING SOURCES				
Operating Transfers In (Schedule T)				
BEGINNING FUND BALANCE	310,232	415,940	509,790	
Prior Period Adjustment(s)				
Residual Equity Transfers				
TOTAL BEGINNING FUND BALANCE	310,232	415,940	509,790	-
TOTAL RESOURCES	451,218	543,840	634,790	-
EXPENDITURES				
Capital Outlay/Public Safety				
Public Safety Expenses	27,278	24,050	22,700	
Debt service principal	-	-	-	
Debt service interest	-	-	-	
Capital Outlay/Streets	-			
Street Expenses	8,000	10,000	10,000	
Subtotal	35,278	34,050	32,700	-
OTHER USES				
CONTINGENCY (not to exceed 3% of total expenditures)				
Transfers Out (Schedule T)				
Streets	-			
ENDING FUND BALANCE	415,940	509,790	602,090	-
TOTAL COMMITMENTS & FUND BALANCE	451,218	543,840	634,790	-

City of Ely
(Local Government)

FUND

Fire Protection/Street Improvement Fund

REVENUES	(1)	(2)	(3) BUDGET YEAR ENDING 06/30/27	
	ACTUAL PRIOR YEAR ENDING 6/30/2025	ESTIMATED CURRENT YEAR ENDING 6/30/2026	TENTATIVE APPROVED	FINAL APPROVED
County Intergovernmental Revenue	157,981	165,000	165,000	
Principal		-	-	
Interest	29,856	14,005	9,000	
Grants		199,050		
Subtotal	187,817	378,055	174,000	-
OTHER FINANCING SOURCES:				
Operating Transfers In (Schedule 1)				
BEGINNING FUND BALANCE	655,613	758,677	537,535	
Prior Period Adjustment(s)				
Residual Equity Transfers				
TOTAL BEGINNING FUND BALANCE	655,613	758,677	537,535	-
TOTAL RESOURCES	843,430	1,136,732	711,535	-
EXPENDITURES				
Supplies & Services	84,753	200,147	126,039	
Capital/Improvements		399,050	240,670	
Subtotal	84,753	599,197	366,709	-
OTHER USES				
CONTINGENCY (not to exceed 3% of total expenditures)				
Transfers Out (Schedule 1)				
ENDING FUND BALANCE	758,677	537,535	344,826	-
TOTAL COMMITMENTS & FUND BALANCE	843,430	1,136,732	711,535	-

City of Ely
(Local Government)

FUND

Redevelopment Fund

	(1)	(2)	(3) BUDGET YEAR ENDING 06/30/27	
			TENTATIVE APPROVED	FINAL APPROVED
REVENUES				
Interest earned	3,989	2,936	1,500	
Donations	-			
Principal				
Loan Interest				
Subtotal	3,989	2,936	1,500	-
OTHER FINANCING SOURCES:				
Operating Transfers In (Schedule T)				
BEGINNING FUND BALANCE	108,289	112,258	115,194	
Prior Period Adjustment(s)	-			
Residual Equity Transfers				
TOTAL BEGINNING FUND BALANCE	108,289	112,258	115,194	-
TOTAL RESOURCES	112,258	115,194	116,694	-
EXPENDITURES				
Supplies & Services	-	-	100,000	
Subtotal	-	-	100,000	-
OTHER USES				
CONTINGENCY (not to exceed 3% of total expenditures)				
Transfers Out (Schedule T)				
ENDING FUND BALANCE	112,258	115,194	16,694	-
TOTAL COMMITMENTS & FUND BALANCE	112,258	115,194	116,694	-

City of Ely
(Local Government)

FUND

Revolving Loan Fund

REVENUES	(1)	(2)	(3) APPROVED (4)	
	ACTUAL PRIOR YEAR ENDING 6/30/2025	ESTIMATED CURRENT YEAR ENDING 6/30/2026	TENTATIVE APPROVED	FINAL APPROVED
Charges for services	-	-		
Subtotal	-	-		
OTHER FINANCING SOURCES:				
Operating Transfers In (Schedule T)				
BEGINNING FUND BALANCE	6,896	6,896	6,896	
Prior Period Adjustment(s)				
Residual Equity Transfers				
TOTAL BEGINNING FUND BALANCE	6,896	6,896	6,896	-
TOTAL RESOURCES	6,896	6,896	6,896	-
EXPENDITURES				
Supplies & Services	-	-	5,000	
Subtotal	-	-	5,000	
OTHER USES				
CONTINGENCY (not to exceed 3% of total expenditures)				
Transfers Out (Schedule T)				
ENDING FUND BALANCE	6,896	6,896	1,896	-
TOTAL COMMITMENTS & FUND BALANCE	6,896	6,896	6,896	-

City of Ely
(Local Government)

FUND Victim Impact Panel Fund

REVENUES	(1)	(2)	(3) BUDGET YEAR ENDING 06/30/27	
	ACTUAL PRIOR YEAR ENDING 6/30/2025	ESTIMATED CURRENT YEAR ENDING 6/30/2026	TENTATIVE APPROVED	FINAL APPROVED
Intergovernmental Revenue County	102,620	68,000	68,000	
Interest	58,224	31,600	20,000	
Room Tax	375,705	375,000	375,000	
Grants	-	764,012	-	
Miscellaneous	241,890	636,143	136,143	
SB254 Consolidated Tax Revenue	13,478	-	-	
Other Financing Sources	-	-	-	
Subtotal	791,917	1,874,755	599,143	-
OTHER FINANCING SOURCES:				
Operating Transfers In (Schedule T)		-		
Subtotal	-	-	-	-
BEGINNING FUND BALANCE	2,018,724	2,252,421	3,057,099	
Prior Period Adjustment(s)				
Residual Equity Transfers				
TOTAL BEGINNING FUND BALANCE	2,018,724	2,252,421	3,057,099	-
TOTAL RESOURCES	2,810,641	4,127,176	3,656,242	-
EXPENDITURES				
Capital outlay	558,220	401,250	1,574,599	
Debt service principal, fire station	-	-	-	
Debt service interest fire station	-	-	-	
Grant Expense	-	668,827	200,000	
Subtotal	558,220	1,070,077	1,774,599	-
OTHER USES				
CONTINGENCY (not to exceed 3% of total expenditures)				
Transfers Out (Schedule T)				
ENDING FUND BALANCE	2,252,421	3,057,099	1,881,643	-
TOTAL COMMITMENTS & FUND BALANCE	2,810,641	4,127,176	3,656,242	-

City of Ely
(Local Government)

FUND

Capital Projects Fund

PROPRIETARY FUND	(1)	(2)	(3) (4) BUDGET YEAR ENDING 06/30/27	
	ACTUAL PRIOR YEAR ENDING 6/30/2025	ESTIMATED CURRENT YEAR ENDING 6/30/2026	TENTATIVE APPROVED	FINAL APPROVED
OPERATING REVENUE				
Charges for services	1,393,191	1,341,225	1,360,000	
Connection fees and other revenues	-			
Total Operating Revenue	1,393,191	1,341,225	1,360,000	-
OPERATING EXPENSE				
Salaries and wages	411,634	427,100	409,988	
Employee Benefits	226,126	226,600	245,412	
Services, Supplies & Other	426,558	355,309	502,076	
Depreciation/Amortization	338,398	340,000	340,000	
Total Operating Expense	1,402,716	1,349,009	1,497,476	-
Operating Income or (Loss)	(9,525)	(7,784)	(137,476)	-
NONOPERATING REVENUES				
Interest Earned	183,735	140,000	125,000	
Rent income	19,769	19,476	18,300	
Miscellaneous income	50,592	72,762	15,000	
System obligation fee income	10,500	-	7,000	
Quadra Mining Revenues	263,445	236,000	300,000	
Grant Revenue	335,671	34,758	-	
Grant Revenue - Non Capital	-	-	-	
Total Nonoperating Revenues	863,712	502,996	465,300	-
NONOPERATING EXPENSES				
Interest Expense	28,322	26,249	24,034	
Capital improvement projects	-	91,497	83,600	
Capital Outlay	-	-	-	
Quadra Mining Expenses	263,445	236,000	300,000	
Bad debt expense	-	-	-	
Total Nonoperating Expenses	291,767	353,746	407,634	-
Net Income before Operating Transfers	562,420	141,466	(79,810)	-
Transfers (Schedule T)				
In	600,000	-	-	
Out	-	-	-	
Net Operating Transfers	600,000	-	-	-
CHANGE IN NET POSITION	1,162,420	141,466	(79,810)	-

City of Ely
(Local Government)

SCHEDULE F-1 REVENUES, EXPENSES AND NET POSITION

FUND Water Fund

PROPRIETARY FUND	(1)	(2)	(3) BUDGET YEAR ENDING 06/30/27	
	ACTUAL PRIOR YEAR ENDING 6/30/2025	ESTIMATED CURRENT YEAR ENDING 6/30/2026	TENTATIVE APPROVED	FINAL APPROVED
A. CASH FLOWS FROM OPERATING ACTIVITIES				
Cash received from customers, service fees	1,414,849	1,341,225	1,360,000	-
Cash paid to employees	(593,466)	(653,700)	(655,400)	-
Cash paid to suppliers	(501,758)	(355,309)	(502,076)	-
a. Net cash provided by (or used for) operating activities	319,625	332,216	202,524	-
B. CASH FLOWS FROM NONCAPITAL FINANCING ACTIVITIES:				
Cash received from Non-Capital Grants	273,598	-	-	-
Cash received from miscellaneous sources	30,592	308,762	315,000	-
Cash received from rental payments	18,430	19,476	18,300	-
Cash transferred (to) from other funds	600,000	-	-	-
Cash paid for grant activities	(263,445)	(34,758)	-	-
b. Net cash provided by (or used for) noncapital financing activities	659,175	293,480	333,300	-
C. CASH FLOWS FROM CAPITAL AND RELATED FINANCING ACTIVITIES				
State and federal grant receipts	369,632	34,758	-	-
Cash received from system obligation	10,500	-	7,000	-
Principal paid on capital debt	(41,218)	(43,291)	(45,506)	-
Interest paid on capital debt	(28,322)	(26,249)	(24,034)	-
Proceeds from sale of capital assets	20,000	-	-	-
Acquisition and construction of capital assets	(990,868)	(91,497)	(83,600)	-
c. Net cash provided by (or used for) capital and related financing activities	(660,276)	(126,279)	(146,140)	-
D. CASH FLOWS FROM INVESTING ACTIVITIES				
Interest on investments	183,735	140,000	125,000	-
d. Net cash provided by (or used in) investing activities	183,735	140,000	125,000	-
NET INCREASE (DECREASE) in cash and cash equivalents (a+b+c+d)	502,259	639,417	514,684	-
CASH AND CASH EQUIVALENTS AT Beginning of year	4,366,710	4,868,969	5,508,386	
CASH AND CASH EQUIVALENTS AT End of year	4,868,969	5,508,386	6,023,070	-

City of Ely
(Local Government)

SCHEDULE F-2 STATEMENT OF CASH FLOWS

FUND

Water Fund

PROPRIETARY FUND	(1)	(2)	(3) BUDGET YEAR ENDING 06/30/27	
	ACTUAL PRIOR YEAR ENDING 6/30/2025	ESTIMATED CURRENT YEAR ENDING 6/30/2026	TENTATIVE APPROVED	FINAL APPROVED
OPERATING REVENUE				
Charges for services	1,204,285	1,201,900	1,200,000	
Testing revenue	-			
Total Operating Revenue	1,204,285	1,201,900	1,200,000	-
OPERATING EXPENSE				
Salaries and wages	313,105	335,114	380,846	
Employee benefits	184,082	216,300	256,737	
Services, Supplies & Other	505,882	538,041	602,398	
Capital Outlay	-			
Capital Improvement	-	312,787	378,700	
Depreciation/Amortization	316,146	320,000	320,000	
Total Operating Expense	1,319,215	1,722,242	1,938,681	-
Operating Income or (Loss)	(114,930)	(520,342)	(738,681)	-
NONOPERATING REVENUES				
Interest Earned	144,852	125,000	100,000	
Miscellaneous income	23,718	37,000	15,000	
System obligation fee income	7,000	2,494	7,000	
Grant Revenue - Non Capital Grants	135,919	200,000		
Total Nonoperating Revenues	311,489	364,494	122,000	-
NONOPERATING EXPENSES				
Debt service interest (Sewer Bonds)	57,087	55,475	53,010	
Miscellaneous expense	-			
Bad Debt	-			
Total Nonoperating Expenses	57,087	55,475	53,010	-
Net Income before Operating Transfers	139,472	(211,323)	(669,691)	-
Transfers (Schedule T)				
In				-
Out				-
Net Operating Transfers	-	-	-	-
CHANGE IN NET POSITION	139,472	(211,323)	(669,691)	-

City of Ely
(Local Government)

SCHEDULE F-1 REVENUES, EXPENSES AND NET POSITION

FUND

Sewer Fund

PROPRIETARY FUND	(1)	(2)	(3) BUDGET YEAR ENDING 06/30/27	
	ACTUAL PRIOR YEAR ENDING 6/30/2025	ESTIMATED CURRENT YEAR ENDING 6/30/2026	TENTATIVE APPROVED	FINAL APPROVED
A. CASH FLOWS FROM OPERATING ACTIVITIES:				
Cash received from customers, service fees	1,205,020	1,201,900	1,200,000	-
Cash paid to employees	(495,780)	(551,414)	(637,583)	-
Cash paid to suppliers	(1,065,769)	(538,041)	(602,398)	-
a. Net cash provided by (or used for) operating activities	(356,529)	112,445	(39,981)	-
B. CASH FLOWS FROM NONCAPITAL FINANCING ACTIVITIES:				
Cash received from grants	-	-	-	-
Cash received from miscellaneous sources	19,917	72,762	15,000	-
Cash received from rental payments	-	-	-	-
Cash transferred (to) from other funds	1,280,000	-	-	-
Cash paid for grant activities	-	-	-	-
b. Net cash provided by (or used for) noncapital financing activities	1,299,917	72,762	15,000	-
C. CASH FLOWS FROM CAPITAL AND RELATED FINANCING ACTIVITIES:				
State and federal grant receipts	374,917	-	-	-
Cash received from system obligation	7,000	-	7,000	-
Principal paid on capital debt	(49,161)	(50,773)	(53,238)	-
Interest paid on capital debt	(57,087)	(55,475)	(53,010)	-
Proceeds from sale of capital assets	3,800	-	-	-
Acquisition and construction of capital assets	(293,195)	(312,787)	(378,700)	-
c. Net cash provided by (or used for) capital and related financing activities	(13,726)	(419,035)	(477,948)	-
D. CASH FLOWS FROM INVESTING ACTIVITIES:				
Interest on investments	144,852	125,000	100,000	-
d. Net cash provided by (or used in) investing activities	144,852	125,000	100,000	-
NET INCREASE (DECREASE) in cash and cash equivalents (a+b+c+d)	1,074,514	(108,828)	(402,929)	-
CASH AND CASH EQUIVALENTS AT Beginning of year	2,942,145	4,016,659	3,907,831	
CASH AND CASH EQUIVALENTS AT End of Year	4,016,659	3,907,831	3,504,902	-

City of Ely
(Local Government)

SCHEDULE F-2 STATEMENT OF CASH FLOWS

FUND

Sewer Fund

PROPRIETARY FUND	(1)	(2)	(3) (4) BUDGET YEAR ENDING 06/30/27	
	ACTUAL PRIOR YEAR ENDING 6/30/2025	ESTIMATED CURRENT YEAR ENDING 6/30/2026	TENTATIVE APPROVED	FINAL APPROVED
OPERATING REVENUE				
Charges for services	1,079,044	1,232,162	1,267,700	
Total Operating Revenue	1,079,044	1,232,162	1,267,700	-
OPERATING EXPENSE				
Salaries and wages	500,663	522,100	534,030	
Employee benefits	251,010	290,000	322,838	
Services, Supplies & Other	345,822	322,227	388,646	
Landfill closure costs	85,538	85,536	86,000	
Depreciation/Amortization	120,983	121,000	121,000	
Total Operating Expense	1,304,016	1,340,863	1,452,514	-
Operating Income or (Loss)	(224,972)	(108,701)	(184,814)	-
NONOPERATING REVENUES				
Interest income	161,703	140,000	125,000	
Miscellaneous income	98,542	155,667	214,500	
Total Nonoperating Revenues	260,245	295,667	339,500	-
NONOPERATING EXPENSES				
Bad debt expense	-	26,000	50,000	
Contingent Settlement	-	-	-	
Capital Outlay	-	-	-	
Capital improvement	-	-	224,000	
Total Nonoperating Expenses	-	26,000	274,000	-
Net Income before Operating Transfers	35,273	160,966	(119,314)	-
Transfers (Schedule T)				
In From				
Out To				
Net Operating Transfers	-	-	-	-
CHANGE IN NET POSITION	35,273	160,966	(119,314)	-

City of Ely
(Local Government)

SCHEDULE F-1 REVENUES, EXPENSES AND NET POSITION

FUND

Landfill Fund

PROPRIETARY FUND	(1)	(2)	(3) BUDGET YEAR ENDING 06/30/27	
	ACTUAL PRIOR YEAR ENDING 6/30/2025	ESTIMATED CURRENT YEAR ENDING 6/30/2026	TENTATIVE APPROVED	FINAL APPROVED
A. CASH FLOWS FROM OPERATING ACTIVITIES:				
Cash received from customers, service fees	1,095,235	1,232,162	1,267,700	-
Cash paid to employees	(754,059)	(812,100)	(856,868)	-
Cash paid to suppliers	(358,645)	(322,227)	(388,646)	-
a. Net cash provided by (or used for) operating activities	(17,469)	97,835	22,186	-
B. CASH FLOWS FROM NONCAPITAL FINANCING ACTIVITIES:				
Cash received from grants				
Cash received from miscellaneous sources	73,292	155,667	214,500	-
Cash received from rental payments				
Cash transferred (to) from other funds	-			
Cash paid for grant activities				
b. Net cash provided by (or used for) noncapital financing activities	73,292	155,667	214,500	-
C. CASH FLOWS FROM CAPITAL AND RELATED FINANCING ACTIVITIES:				
Principal paid on capital debt	-	-	-	-
Interest paid on capital debt	-	-	-	-
Proceeds from sale of capital assets	25,250			
Acquisition and construction of capital assets	(108,750)	-	(224,000)	-
c. Net cash provided by (or used for) capital and related financing activities	(83,500)	-	(224,000)	-
D. CASH FLOWS FROM INVESTING ACTIVITIES:				
Interest on investments	161,703	140,000	125,000	-
d. Net cash provided by (or used in) investing activities	161,703	140,000	125,000	-
NET INCREASE (DECREASE) in cash and cash equivalents (a+b+c+d)	134,026	393,502	137,686	-
CASH AND CASH EQUIVALENTS AT Beginning of year	3,897,574	4,031,600	4,425,102	
CASH AND CASH EQUIVALENTS AT End of Year	4,031,600	4,425,102	4,562,788	-

City of Ely
(Local Government)

SCHEDULE F-2 STATEMENT OF CASH FLOWS

FUND

Landfill Fund

LOBBYING EXPENSE ESTIMATE

Pursuant to NRS 354.600 (3), each (emphasis added) local government budget must obtain a separate statement of anticipated expenses relating to activities designed to influence the passage or defeat of legislation in an upcoming legislative session.

Nevada Legislature: 84th Session; February 1, 2027 to May 31, 2027

1. Activity: <u>Lobbying for Grants</u>	
2. Funding Source: <u>General Fund & Enterprise Funds</u>	
3. Transportation	\$ _____
4. Lodging and Meals	\$ _____
5. Salaries and Wages	\$ _____
6. Compensation to Lobbyists	\$ <u>48,000</u>
7. Entertainment	\$ _____
8. Supplies, Equipment & Facilities; Other Personnel and Services Spent in Carson City	\$ _____
Total	\$ <u><u>48,000</u></u>

Entity: City of Ely

Budget Year 2026-2027

SCHEDULE OF EXISTING CONTRACTS

Budget Year 2026-2027

Local Government:
Contact:
E-mail Address:
Daytime Telephone:

City of Ely

Janette Trask

treasurer@cityofelynv.gov

775-293-1411

Total Number of Existing Contracts: 8

Line	Vendor	Effective Date of Contract	Termination Date of Contract	Proposed Expenditure FY 2025-26	Proposed Expenditure FY 2026-27	Reason or need for contract:
1	Keddlington & Christensen, LLC, CPA	3/12/2025	12/31/2026	\$ 24,500	\$ 25,500	Annual audit for City of Ely
2	Porter Government & Business Solutions	3/15/2025	3/31/2026	\$ 48,000	\$ 48,000	Lobbyist
3	Basin Engineering	10/13/2025	10/12/2026	\$ 76,200	\$ 78,600	Engineering services for City of Ely
4	Ely Volunteer Fire Department	7/1/2024	6/30/2027	\$ 6,600	\$ 7,200	Meeting Hall Rental
5	Ely Volunteer Fire Department	7/1/2024	6/30/2027	\$ 18,000	\$ 18,000	EMS Support Services
6	Hinton & Burdick CPA	7/1/2026	6/30/2029	\$ 35,000	\$ 38,000	Annual audit for Nevada Northern Railroad
7	White Pine County	7/1/2026	6/30/2029	\$ 834,924	\$ 1,007,949	Police Protection
8	White Pine County	1/26/2022	1/26/2027	\$ 7,500	\$ 7,500	Election Services
9	White Pine County	7/1/2023	6/30/2027	\$ 47,278	\$ 48,460	Animal Control Services
10						
11						
12						
13						
14						
15						
16						
17						
18						
19						
20	Total Proposed Expenditures			\$ 1,098,002	\$ 1,279,209	

Additional Explanations (Reference Line Number and Vendor):

SCHEDULE OF PRIVATIZATION CONTRACTS
Budget Year 2026-2027

Local Government: City of Ely
Contact: Janette Trask
E-mail Address: treasurer@cityofelynv.gov
Daytime Telephone: 775-293-1411

Total Number of Privatization Contracts: 0

Line	Vendor	Effective Date of Contract	Termination Date of Contract	Duration (Months/ Years)	Proposed Expenditure FY 2023-24	Proposed Expenditure FY 2024-25	Position Class or Grade	Number of FTEs employed by Position Class or Grade	Equivalent hourly wage of FTEs by Position Class or Grade	Reason or need for contract:
1	None									
2										
3										
4										
5										
6										
7										
8	Total									

Attach additional sheets if necessary.



**CITY OF ELY
ELY, NEVADA**

**REQUIREMENTS, SPECIFICATIONS
AND CONTRACT DOCUMENTS
FOR THE CONSTRUCTION OF**

**MORLEY AVENUE WATER
UPGRADE PROJECT
CDBG FUNDED PROJECT 24/PF/01
PWP# WP-2026-139**

MARCH 2026

SET NO. _____



1070 E. Aultman Street • Ely, Nevada 89301 • (775) 289-9800 FAX (775) 289-9802

TABLE OF CONTENTS

I. Bidding Requirements

Invitation to Bid	IB- 1 - 2
Notice to Contractors	NC- 1 - 10

II. Supplementary Conditions

SC- 1 - 6

III. Special Provisions

Section 1 - Definitions and Terms	SP- 1 - 6
Section 2 - Description of Work	SP- 7 - 9
Section 3 - (010000) 2010 ADA Standards (CDBG)	SP- 10
Section 4 - (013300) Submittals	SP-11
Section 5 - (017100) Mob/DeMob	SP-12
Section 6 - (311000) Site Clearing and Preparation	SP-13 - 14
Section 7 - (312000) Excavation and Fill Pit-Run Material	SP-15
Section 8 - (312300) Excavation and Fill Type-II Base Material	SP-16
Section 9 - (323113) Chain Link Fence	SP-17 - 23
Section 10 - (331000) Potable Water Main	SP-24 - 38
Section 11 - (262000) Main Electrical Power System	SP-39 - 45
Section 12 - (331400) Booster Pump System	SP-46 - 60

IV. Contract General Conditions

1 - 67

V. CDBG Supplemental General Conditions

- 1) Equal Opportunity Claus: Contracts \$10,000 and under.
- 2) Equal Opportunity Claus: Construction over \$10,000.
- 3) Standard Federal Equal Employment Opportunity
Construction Contract Specifications: Construction over
\$10,000.
- 4) Federal Labor Standard Provisions (HUD-4010).
(Inserted Herein)
- 5) Federal Minimum Hourly Wage Rates (Davis Bacon).
(Inserted Herein)
- 6) State Minimum Hourly Wage Rates: Construction of
\$100,000 or more.
(Inserted Herein)
- 7) Certification of Compliance with Air and Water Acts:
Contracts of \$100,000 or more.
- 8) Special Conditions Pertaining to Hazards, Safety
Standards and Accident Prevention.
- 9) Unfair Trade Practices

VI. CCBG Grant Contract Documents

Section 3 Provisions for Contracts
Section 3 Clause
Table of Contents - Forms to be Completed by Awarded Contractors
Wage Comparison Worksheet
Employee Rate of Pay
WH347 Certified Payroll Record
Non-Performance Payroll Report
Record of Employee Interview
Certification of Understanding and Authorization
Certification for Applicable Fringe Benefit Payment
Payroll Deduction Authorization for "Other Deductions"
Grantee's Notification of Contractors and Subcontractors
Section 3 Contractor Permanent Work Force Form
Section 3 Estimated Project Workforce Breakdown
Section 3 Labor Hour Breakdown
CDBG Apprenticeship utilization Act Certificate
CDBG and Section 3 Forms Instructions

VII. Contract Forms

Contract	C - 1 - 4
Performance Bond	PB- 1 - 2
Payment Bond	PT- 1 - 3
Notice of Award	1
Notice to Proceed	1
Notice of Substantial Completion	1
Notice of Final Acceptance	1

VIII. Bid Documents

Contract Proposal	PR- 1 - 14
Bid Bond	BB- 1 - 2
Experience Qualifications	EQ- 1
Designation of Subcontractors	DS- 1
Designation of Subcontractors - 5% List	DS 5% - 1
Designation of Subcontractors - 1% List	DS 1% - 1
Affidavit of Non-Collusion	AC- 1
Apprenticeship Utilization Act Certificate-COE	AUA-1
Apprenticeship utilization Act Certificate - CDBG	
E.E.O. Certification - Bidder/Contractor	
E.E.O. Certification - Proposed Subcontractor	
Lobbying Assurance - Bidder/Main Contractor	
Lobbying Assurance - Subcontractor	
Debarment/Suspension/Ineligibility - Contractor/Subcontractor	
Section 3 Certification - Proposed Contractor	
Section 3 Certification - Proposed Subcontractor	
Section 3 Sample Contractor Section 3 Plan	
Build America, Buy America Certification	

IX. Drawings

Drawings

NOTICE:

All bidding items under Section VIII, BID DOCUMENTS as listed above, SHALL be completely filled out, signed and dated, or the provided proposed bid will NOT be valid. All of these documents SHALL be provided as the contractor's entire proposed bid packet.



CITY OF ELY
 MORLEY AVENUE WATER MAIN UPGRADE PROJECT
 PMP#1 WP-2024-139
 CD86 FUNDED PROJECT 24PPFA1
 BID OPENING & REQUIRED DOCUMENTS CHECKLIST

April 8, 2024

BID ITEMS CHECK LIST	PEARSON BROTHERS	O'FLAHERTY PLUMBING	RECK BROTHERS	CAS COMPANY
BID PROPOSAL	YES	YES	YES	YES
BID BOND CERTIFICASHIERS CHECK, CASH	YES	YES	YES	YES
EXPERIENCE OF SUBCONTRACTORS	YES	YES	YES	YES
DESIGNATION OF SUBCONTRACTORS	YES	YES	YES	YES
DESIGNATION OF SUBCONTRACTORS - 5%	YES	YES	YES	YES
DESIGNATION OF SUBCONTRACTORS - 1%	YES	YES	YES	YES
AFFIDAVIT OF NON-COLLUSION	YES	YES	YES	YES
APPRENTICESHIP UTILIZATION ACT CERTIFICATION - CITY OF ELY	YES	YES	YES	YES
E.E.O. CERTIFICATION - BIDDER / CONTRACTOR	YES	YES	YES	YES
E.E.O. CERTIFICATION - SUBCONTRACTOR	NO	YES	YES	YES
LOBBYING ASSURANCE - BIDDER / CONTRACTOR	NO	YES	YES	YES
LOBBYING ASSURANCE - SUBCONTRACTOR	NO	YES	YES	YES
DEBARMENT / INELIGIBILITY - CONTRACTOR / SUBCONTRACTOR	YES	YES	YES	YES
SECTION 3 CERTIFICATION - CONTRACTOR	NO	YES	YES	YES
SECTION 3 CERTIFICATION - SUBCONTRACTOR	NO	YES	YES	YES
SECTION 3 SAMPLE CONTRACTOR SECTION 3 PLAN	YES	YES	YES	YES
BUILD AMERICA, BUY AMERICA CERTIFICATION	YES	YES	YES	YES
ADDITIONAL 1	YES	YES	YES	YES
ADDITIONAL 2	YES	YES	YES	YES

BASE BID BIDDING REQUIREMENTS	UNIT	AMOUNT	PEARSON BROTHERS	O'FLAHERTY PLUMBING	RECK BROTHERS	CAS COMPANY
11 MOBILIZATION DEMONSTRATION	LS	1	70,000.00	45,000.00	44,300.00	100,000.00
12 BRANCH PUMP WATER MAIN	LF	657	93,700.00	125,860.00	208,870.00	210.00
13 BRANCH PUMP WATER MAIN	LF	30	4,500.00	1,093.00	8,600.00	700.00
14 BRANCH DUCTILE IRON WATER MAIN	LF	52	46,800.00	1,208.00	320.00	680.00
15 BRANCH DUCTILE IRON WATER MAIN	EA	14	800.00	12,800.00	320.00	400.00
16 BRANCH GATE VALVE	EA	3	8,500.00	5,630.00	16,800.00	5,000.00
17 BRANCH WATER CONNECTION	EA	3	10,000.00	10,847.00	10,750.00	4,000.00
18 3/4" WATER SERVICE	EA	3	8,500.00	7,000.00	2,500.00	2,500.00
19 3/4" METER BOX	EA	4	3,000.00	20,000.00	180.00	33,640.00
20 CONNECT TO EXISTING 3/4" METER BOX	EA	4	2,000.00	4,238.00	5,000.00	5,000.00
21 REPAIR DAMAGED UTILITY	EA	2	18,000.00	16,222.00	20,000.00	18,000.00
22 18-INCH CONCRETE WATER MANHOLE	EA	1	5,000.00	500.00	500.00	40,000.00
23 PNEUMATIC PRESSURE TANKS	EA	1	15,000.00	8,200.00	12,000.00	2,900.00
24 PUMP STATION MAN ELECTRICAL	LS	1	41,000.00	9,800.00	14,000.00	14,000.00
25 PUMP STATION MAN ELECTRICAL	LS	1	350,000.00	13,724.00	16,000.00	15,000.00
26 8-FOOT CHAIN LINK FENCE	LF	35	94,500.00	388,850.00	400,000.00	388,000.00
27 16-FOOT DOUBLE SWING GATE	EA	1	300.00	200.00	75.00	95,000.00
28 16-FOOT DOUBLE SWING GATE	EA	1	15.00	1,000.00	3,000.00	2,650.00
29 16-FOOT DOUBLE SWING GATE	EA	1	15.00	1,000.00	3,000.00	2,650.00
30 16-FOOT DOUBLE SWING GATE	EA	1	15.00	1,000.00	3,000.00	2,650.00
31 16-FOOT DOUBLE SWING GATE	EA	1	15.00	1,000.00	3,000.00	2,650.00
32 TYPE #4 BASE	SF	2,817	5.00	13,080.00	12.00	31,344.00
OVERALL PROJECT BID PRICE			\$ 907,155.00	\$ 970,222.00	\$ 954,111.57	\$ 1,089,633.00

BASIN ENGINEERING RECOMMENDS CHOOSING THE SECOND LOWEST BIDDER (O'FLAHERTY PLUMBING) WITH REGARDS TO PROVIDING A COMPLETE BID PACKET PER THE BIDDING / CONTRACT DOCUMENTS. IN THE AMOUNT OF \$970,218.00
 O'FLAHERTY'S BID ITEM NO. 3 TOTAL INDICATED \$32,734.00, A DIFFERENCE OF \$4,000

RECK BROTHERS BID AMOUNT WAS \$954,111.57. THE ACTUAL TABULATED BID ITEMS AMOUNT IS \$954,121.57. A DIFFERENCE OF \$10.00

PEARSON BROTHERS BID PACKET DO NOT PROVIDE ALL OF THE BIDDING DOCUMENTS AS INDICATED IN THE BID PACKET.
 FOUR (4) OF THE REQUIRED CD86 SUB-CONTRACTOR FORMS WERE NOT PROVIDED

AS INDICATED IN THE BIDDING DOCUMENTS (IN BOLD)
 NOTICE

All bidding items under Section VIII, BID DOCUMENTS as listed above, SHALL be completely filled out, signed and dated,
 or the provided bid will NOT be valid. All of these documents SHALL be provided as the contractor's entire proposed bid packet.

2
0
2
6



1st NSFA REGIONAL TRAINING SYMPOSIUM



HOSTED BY: CITY OF ELY VOLUNTEER &
WHITE PINE COUNTY FIRE DEPARTMENT'S



Registration Includes

- LIVE FIRE training with NV State Fire Marshal's Friday 17th
- LIVE EXTRICATION training with LN Curtis, Hurst Tools Instructor Sat 18th
- H.O.T. Forcible entry with Hortons and Hunt Sat 18th



\$75

**REGISTRATION
\$50 for NSFA
MEMBERS**

**\$100 Registration
After April 1st**



**EVFD BBQ Friday & Steak Dinner
Saturday Included
W/registration!!**

Register at NSFA.org

CURTIS
TOOLS FOR HEROES®

Hotel Information

- Hotel Nevada & Gambling Hall (775)-289-6665
- Jailhouse Hotel & Casino (775)-289-3033
- Copper Queen Hotel & Casino (775)-289-4884
- Prospector Hotel & Gambling Hall (800)-750-0557
- Magnuson Park Vue (775)-293-3279

APRIL 17th & 18th Ely, NV



Schedule

**Thursday
16th**

Friday 17th

4pm – 8pm

**Meet & Greet /
Registration**
@ EVFD Fire Hall

499 Mill St
Ely NV 89301

8am – 12pm Registration
@ EVFD Fire Hall

8am – 12pm Live Fire Training
NV State Fire Marshalls
@ EVFD Fire Hall

12pm – 1pm Lunch Break/Physical agility course
NSFA / EVFD
@ EVFD Fire Hall

1pm – 4pm Live Fire Training
NV State Fire Marshalls @ EVFD Fire Hall

5:30pm – 6:30 EVFD BBQ
@ EVFD Fire Hall

6:30 EVFD Cornhole Tournament
@ EVFD Fire Hall



EVFD Fire Hall
499 mill st
Ely, NV 89301





Saturday 18th

Schedule

Hortons & Hunts Forcible Entry

**LN Curtis Live Vehicle
Extrication**

8am – 9am Classroom Session
@ EVFD Fire Hall

8am – 9am Classroom Session
@ Ely Fire Station

9am – 12pm H.O.T Training
@ EVFD Fire Hall

9am – 12pm H.O.T Training
@ Ely Landfill

**12pm – 1pm Lunch Break/physical
agility course**
@ EVFD Fire Hall

**12pm – 1pm Lunch Break/physical
agility course**
@ EVFD Fire Hall

1pm – 2pm Classroom Session
@ EVFD Fire Hall

1pm – 2pm Classroom Session
@ Ely Fire Station

2pm – 5pm H.O.T Training
@ EVFD Fire Hall

2pm – 5pm H.O.T Training
@ Ely Landfill

5pm – 10pm Main Event Dinner
@ Elks Lodge, Ely 694 Campton St Ely NV 89301

EVFD Fire Hall
499 mill st
Ely, NV 89301

Ely Fire Station
1780 Great
Basin BLVD
Ely, NV 89301

**Ely City
Landfill 1003
Lackawanna
Rd Ely, NV
89301**

CURTIS
TOOLS FOR HEROES[®]

Elks Lodge Ely 694 Campton st Ely, NV 89301